

Getting Started Using iPad for Special Needs



Susan Hardin



Assistive Technology Consultant
Macomb ISD
shardin@misd.net
@shardin22

<http://ipadsinclass.weebly.com/basics.html>

Assistive
Technology
A process to an end

CHOOSING THE RIGHT TOOL



iPRODUCTS



Assistive Technology

When it's assistive technology

STUDENT
ENVIRONMENT
TASK
TOOL

STUDENT

What are the students's

- ★abilities
- ★special needs
- ★interests
- ★IEP goals and objectives

Joy Smiley Zabala, M.Ed



ENVIRONMENT

What:


- ★are the expectations in that environment?
- ★tools can the environment support?



TASK

What ...

- ★ activities help the student reach his or her educational goals?
- ★ does the student need support with?
- ★ are the critical elements of the task?

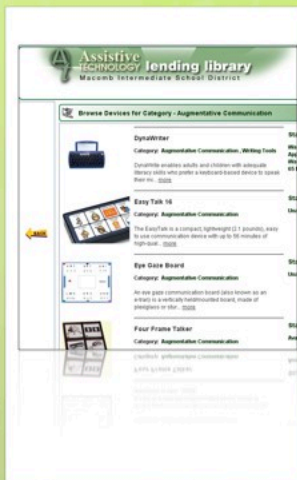


TOOL

- ★ Does it address the student's specific learning need?
- ★ Can it be supported everywhere it should be used?
- ★ Is it appropriate for the most needs in the most environments?



<http://www.misd.net/AssistiveTech/>



MISD AT Lending Library

For all Macomb County Educators working with children with special learning needs

Managing The Settings

- General Settings

- Auto-Lock
- Passcode Lock
- Restrictions
- Use Side Switch for



Managing The Settings

- Accessibility Settings

- Speak selection
- Large text
- Zoom
- VoiceOver
- Guided access
- Switch Control



Switch Control

In Settings/General...

- Add Switch Control to Accessibility Shortcut
- Pair switch with Bluetooth
- Turn on external switch
- Turn on Auto Scanning, set Scan Time, Loops, Audio Effects, Group Items, Large Cursor

Managing The Settings

- App Settings
 - For Maturity: Talking Tom
 - For Game Features: Bugs and Buttons
 - For Ethics: Toca Monsters
 - For Special Needs: Typo-HD




Organizing Apps

- Create Folders:
Grouping Apps
by Type, Content,
Activity, Student
- Multitasking:
Turning Apps Off

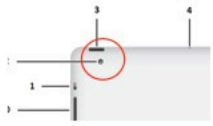


Other Tips and Trick

- Screen capture
- Adding a password
- Bookmarks; Shortcut App
- Finding your iPad:
Find my iPhone app
- Spotlight Search



Front and Back Camera




- iPad2 0.92 megapixels
- New iPad 5 megapixels



- 0.3 megapixels


Video/Photo/Camera Roll

- Photos and Video
- Camera Roll/
Albums / Places
- Slide Show
- Photobooth
- Personalization
(My Pictures Talk)



Taking Advantage of...

- **The Voice Recorder:**
 - Voice reminders
 - Explaining assignments
 - Retelling a story
 - Note Summary (Notability)
- **The Camera:**
 - Video modeling
 - Digital storytelling
 - eBooks
 - Feedback on assignments



App Selection



Finding Good Apps

- iPadsinclass.weebly.com
- Mark Coppin's email list
- Apps Gone Free

5 must have Apps for You

- Coaches'Eye



- My Pictures Talk



- Educreations



- Evernote



- DropBox



5 must have Apps for Students

- Collins Big Cat Books



- ScreenChomp



- Toca Boca Apps



- Scribble Press



- Choiceworks